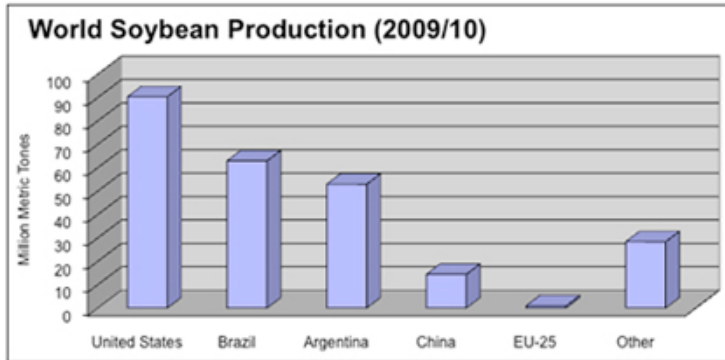
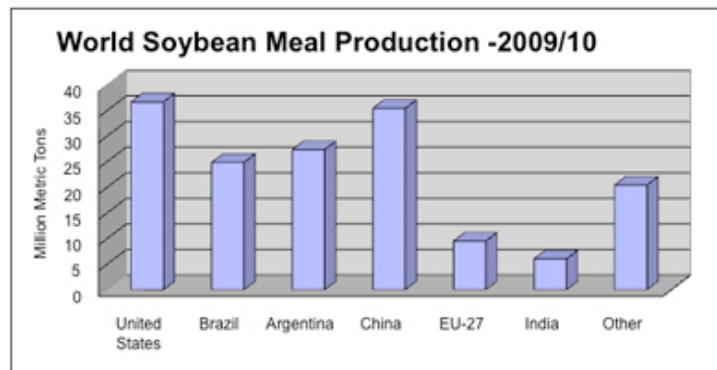


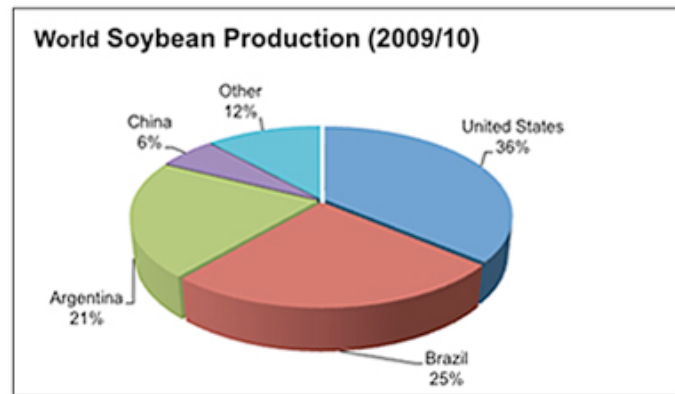
INFOsource



Reference: USDA World Agricultural Supply and Demand Estimates (WASDE) (478), January 12, 2010

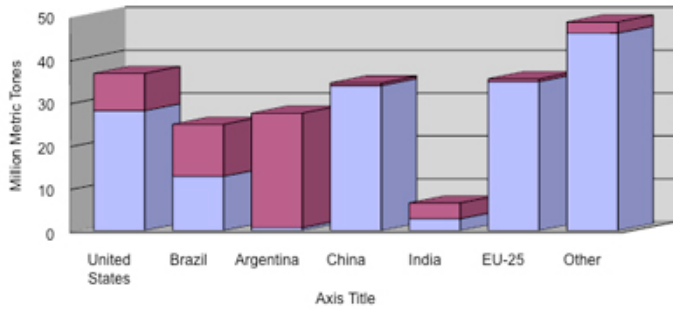


Reference: USDA World Agricultural Supply and Demand Estimates (WASDE) (478), January 12, 2010



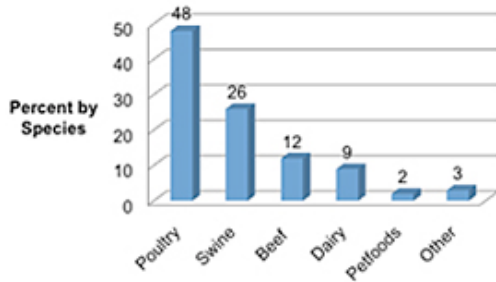
Reference: USDA World Agricultural Supply and Demand Estimates (WASDE) (478), January 12, 2010

Soybean Meal Use and Exports by Major Producers (2009/10)



Reference: USDA World Agricultural Supply and Demand Estimates (WASDE) (478), January 12, 2010

Domestic Soybean Meal Use



Reference: www.soystats.com/2009

World Soybean Meal Supply and Use-2009/2010 (*)

	Supply Production	Use Domestic (Million metric Tons)	Exports
United States	36.53	27.94	8.71
Argentina	27.37	0.68	26.72
Brazil	24.68	12.63	12.15
China	35.20	33.80	0.63
India	6.31	2.75	3.70
EU-27	9.53	34.72	0.68
Other Countries	20.09	47.64	2.92
World Total	159.92	158.56	55.20